




Taking Calgary's





Since 1955, the Calgary Foundation has been nurturing a healthy, vibrant, giving and caring community that values diversity and supports all people. We build a community where citizens are engaged, and where a strong and sustainable charitable sector serves the current and emerging needs of the community.

CALGARY'S
VitalSigns® X
2007 - 2016

Calgary's Vital Signs® is an annual check-up that measures the vitality of our community and identifies significant trends. The Vital Signs report combines research with the results of a survey, where citizens assign grades and provide comments in issue areas that are critical to quality of life in Calgary.

Grading at a Glance

	2014	2015	2016
Arts	B	B	B
Lifelong Learning	B-	B-	B-
Thriving Populations	B-	C+	C+
Environment	B-	B-	C+
Wellness	B-	B-	B-
Living Standards	B-	C+	C+
Community Connections	B-	B-	B-

Calgary's Vital Signs® citizen survey rated our overall quality of life as a

B

2016 Vital Signs Survey Quality of Life Statistics

- 23% frequently/consistently feel uncomfortable as a result of discrimination
- 34% sometimes feel uncomfortable as a result of discrimination
- 60% feel they know their neighbours well enough to seek help
- 68% feel Calgarians do enough to welcome new Canadians
- 72% feel they have an opportunity to make a difference where they live
- 77% rate their mental well-being as high
- 80% rate their sense of physical well-being as high
- 92% agree it's every citizen's duty to vote

Project Team

Calgary Foundation
Kerry Longpré, Senior Advisor, Communications
Taylor Barrie, Director, Communications
Janice Francey, Communications Associate
Research Consultant: Deborah Bartlett
Creative Partner: juice

Vital Signs Survey Partner:
NRG Research Group
Sense of Belonging Survey Partner
Stone Olafson
Punjabi Survey Outreach Partners:
Punjabi Community Health Services
Harnarayan Singh
Rishi Nagar

The Calgary Foundation

crowdsourced for images that are used in this report. Thank you to all the charitable organizations, individuals and community partners who contributed to the design of Calgary's Vital Signs® report. Explore indicators, sources and survey results: calgaryfoundation.org

Join the online conversation at:
@calgfoundation #vitalsignsync
facebook.com/thecalgaryfoundation

Calgary's Vital Signs report contains current research and data available as of August 2016.

10 years



To mark our 10 year anniversary, the report will highlight 10 year trends in different issue areas. Look for the special "X" icon as you flip through these pages.

Want to dig deeper?

Go to calgaryfoundation.org

Want to take action?

Start conversations about issues that matter to you and then get involved.



Knowledge Philanthropy

Community knowledge contributes to a deeper understanding of the well-being of our communities. Calgary's Vital Signs® is an important piece of that knowledge. Another tool for growing your knowledge? Our Community Knowledge Centre website showcases charitable organizations working on innovative solutions to our city's most pressing issues.



ckc.calgaryfoundation.org

Calgary's Vital Signs marks a milestone

For 10 years, the Calgary Foundation has been measuring the vitality, resiliency and community spirit of our city. In those years, we've seen the economy rise and fall, and today our unemployment rate is above the national average for the first time since the 1980s. Our roads have changed to accommodate new bike lanes and pathways. Our year as Cultural Capital of Canada in 2012 shone a bright spotlight on our city as a vibrant centre of arts and culture. The mental health of our citizens has followed the curve of the economy, with domestic violence and suicide rates on the rise. And, in a decade, we've watched Calgarians open their hearts through challenging times and prosperous times, by building connections with their communities.

Calgary today, Calgary tomorrow

Today, Calgary is a city of more than 1.2 million with a median age of 36 years. Our citizens speak over 140 languages and belong to 240 ethnic origins. But, our landscape is shifting. It is anticipated that in 20 years, our seniors' population will reach 225,000. As Calgary nears the end of the 10 Year Plan to End Homelessness in 2018, we hope to have housed over 7,000 Calgarians and continue to address the root cause of homelessness. Our city is looking ahead to a low-carbon future and the City of Calgary plans to achieve a 20% reduction in greenhouse gas emissions by 2020. And today, possibly more than ever, we know that the only way our city will navigate challenging times and continue to thrive, is if everyone feels they belong.

Building our belonging

The Calgary Foundation's very existence is rooted in serving our community, and all who call it home. In this report, you will find a special section dedicated to belonging. Our sense of belonging survey revealed how much Calgarians care about contributing to their community: 51% regularly donate to charity, 72% regularly vote in municipal elections, 65% regularly wave at their neighbours, and 58% believe Calgary is the best place in the world to live. The Foundation understands how civic engagement fosters feelings of inclusion and belonging. Looking to the future, our role in building a strong sense of belonging becomes even more vital.

Vital Signs 2016 Snapshot

Citizen Grades	+	Citizen Priorities % of total respondents	+	Issue Research	=
Arts B		<ul style="list-style-type: none"> Affordable arts and culture activities (34%) Promotion of arts & culture events (18%) Availability of creative space (16%) 		<ul style="list-style-type: none"> 87% of Calgarians identify as engaged with the arts Three new performance facilities created 1300 additional audience seats Calgary's Film Centre forecasted economic impact in the next 5 - 7 years is \$500,000 million 	
Lifelong Learning B-		<ul style="list-style-type: none"> High quality, affordable early learning services (38%) Resources for a high quality public school system (45%) Affordability of post-secondary education (31%) 		<ul style="list-style-type: none"> Calgary Public Library had a record 6.2 million visits in 2015 Outside of school, 38% of children read less than 30 minutes, 11% read for over 2 hours Young adults with arts-rich experiences in high school are five times more likely to graduate 	
Thriving Populations C+		<ul style="list-style-type: none"> Cross cultural education/awareness of Indigenous Peoples history (Truth & Reconciliation) 33% Educational attainment levels for Aboriginal Peoples (25%) Options for assisted living for seniors (31%) Youth participation in community and civic life (33%) Accreditation of foreign professionals (27%) 		<ul style="list-style-type: none"> Youth unemployment risen to 16%, up 3.7% from last year 1400 Syrian refugees settled in Calgary Calgary's immigrant population estimated to reach 500,000 by 2020 	
Environment C+		<ul style="list-style-type: none"> Preservation of urban parks and natural spaces (42%) Options for alternative energy (34%) Address density and land-use issues (26%) 		<ul style="list-style-type: none"> 200 distinct bird species can be found throughout the Bow Valley Basin Three in ten Calgarians have a 72-hour emergency kit In 2015, Calgary had a total of 49 hours of air quality rated as poor 	
Wellness B-		<ul style="list-style-type: none"> Access to supports for mental health (44%) Physical activity levels in schools (47%) Family violence/domestic abuse (30%) Affordability of recreational programs (33%) Address density and land use issues (26%) 		<ul style="list-style-type: none"> Crime severity index increased by 29% Suicide rate increased by 30%, 75% are men mostly between ages of 30 - 69 Rates of overweight children decrease by 4% over the last decade 	
Living Standards C+		<ul style="list-style-type: none"> Affordability of home ownership (30%) Diversify our economic base (56%) Expand the LRT and bus systems (44%) Opportunities to earn a living wage and build financial assets (35%) Access to affordable, nutritious food (30%) 		<ul style="list-style-type: none"> 98% increase in EI recipients 261,000 Calgarians drive alone to work, 63,818 take transit and 4,000 cycle 150 social service agencies annually access three million pounds of food from the Calgary Food Bank for their clients 	
Community Connections B-		<ul style="list-style-type: none"> Opportunities to interact with neighbours (23%) Awareness of volunteer opportunities (33%) Participation and membership in political parties, voluntary associations (20%) Address issues of prejudice and racism (39%) 		<ul style="list-style-type: none"> Of the 70,000 Muslims in Calgary, 51% have experienced discrimination 24 of Calgary's 190 neighbourhoods have household poverty levels between 26-40% 53% of Alberta's cabinet are women, the largest percentage in Canada 	

COMMUNITY KNOWLEDGE

What is it?

The Calgary Foundation's community knowledge is collected from Vital Signs survey results, annual community issue research, Community Knowledge Centre charitable organization members, consultations with community members and 60 years working with and supporting the Calgary nonprofit sector.

How we use it:

The Calgary Foundation uses community knowledge to inform granting decisions. The Calgary Foundation's granting programs support all areas of the charitable sector and identify and act on issues that require increased leadership, profile and innovative solutions.

The numbers:

\$45.9
million distributed

883
charitable organizations supported last year



Learn more at calgaryfoundation.org



Artistic expression has the potential to enrich the human experience in profound ways. The following programs contribute to the growing body of knowledge about the effectiveness of arts therapy as a tool for creating individual and community well-being.

Decidedly Jazz Danceworks' Dancing Parkinson's YYC program offers dance classes to Parkinson's patients to stimulate motor and cognitive areas of the brain. By focusing on rhythm, body awareness, muscle development, coordination and socialization, the weekly classes can lead to improved motor skills, social communication and emotional expression. In partnership with the Hotchkiss Brain Institute, a research study will commence in the spring of 2017, highlighting how neuroscience and the arts can create leading edge research programs.



More info on these, and many other charitable organizations, at ckc.calgaryfoundation.org



These programs were supported by Calgary Foundation grants.

CALGARY ARTS DEVELOPMENT STUDY:

87% of Calgarians identify as engaged with the arts.

70% of Calgarians report attending some type of arts activity or event, which includes anything from visiting a gallery to attending a performance, concert or festival.

89% agree that everyone should learn at least something about the arts.

83% agree it is important for children/young people to be exposed to the arts.

*engagement is defined as a combination of media consumption, attendance and the creation of art

CALGARY FILM CENTRE

\$500 million forecasted economic impact in 5-7 years

50,000 square feet of purpose-built sound stages

35,000 square feet of warehouse, workshops, production and office space

JUNOS A BOOST TO LOCAL ECONOMY

Juno Week kicked off the Year of Music in Calgary with dozens of sold-out shows, thousands raised for charity, a packed Saddledome and between \$10 and \$15 million of economic impact

NEW ARTS SPACES IN 2016

Three new performance facilities created 1300 additional audience seats:

DECIDEDLY JAZZ DANCEWORKS: new facility adds a 230-seat theatre

STUDIO BELL: home of the National Music Centre contributes another 300 seats

BELLA CONCERT HALL: Mount Royal University adds 787-seats

THE MUSIC MILE is born

LONG LIVE THE EDDY

A Calgary icon, the King Eddy Hotel is reborn as part of the 160,000sq.ft. Studio Bell which includes five floors of exhibition space (stages) interactive displays, recording studios, broadcast facilities and concert venues.

Vital Signs Citizen Survey Grade:

2016 **B**

Citizen priority:
This is the issue you told us is most important:

Arts
Offer affordable arts and culture activities

COMMUNITY KNOWLEDGE

SPACEFINDER ALBERTA

With the knowledge that affordable and suitable space is essential to a healthy arts community, Calgary Arts Development brought SpaceFinder Alberta to Calgary and Edmonton in 2016. SpaceFinder Alberta links organizations with space to rent with those in need of space, and currently has over 250 spaces listed.

AWARD-WINNING ADDITION

Decidedly Jazz Danceworks new facility won an Urban Architecture Award at the 2015 Mayor's Urban Design Awards. In addition to a community living room on the main floor, the new space has 7 dance studios, one of which transforms into a 230-seat theatre.



Lifelong Learning

Vital Signs
Citizen Survey Grade:

2016 **B-**

Citizen Priorities

These are the issues you told us are most important:

Early Childhood Development:

Increase number of high quality, affordable early learning services

Education and Learning:

Improve the affordability of post-secondary education

A community effort is needed to enhance the academic success rate of Indigenous learners. These innovative initiatives demonstrate the collective efforts to build a foundation of learning where students thrive.

The Calgary Board of Education's Aboriginal Learning Centre

takes a holistic approach to addressing low achievement and high school completion rates of Aboriginal learners by targeting early learning. Working collaboratively with community agencies and Elders who represent the diversity of the Aboriginal community, the Centre offers shared learning experiences, on-site supports and cultural celebrations for students, their families, teachers and community members to foster healing in our community.

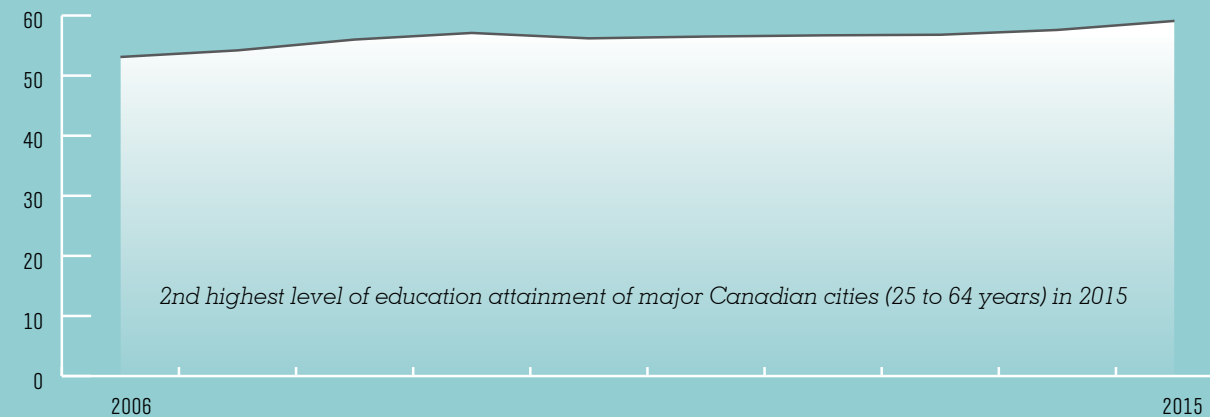
Piitoayis Family School

is a Kindergarten to Grade 6 alternative program that educates students through the lens of First Nations, Métis and Inuit perspectives and experiences. The school strives to honour the Seven Sacred Teachings of their Aboriginal ancestors: wisdom, love, respect, bravery, honesty, humility and truth. Aboriginal knowledge informs and guides the learning process to ensure a holistic understanding of cultural awareness, which builds students' self-esteem, grades and confidence.

These programs were supported by Calgary Foundation grants.

More info on these, and many other charitable organizations, at cck.calgaryfoundation.org

CALGARY POST-SECONDARY ACHIEVEMENT STEADILY RISES: % of residents achieving post-secondary education



CHILDREN'S DAILY READING OUT OF SCHOOL

38%
read less than 30 minutes

11%
read over 2 hours

EARLY SCHOOL AGE LEARNING

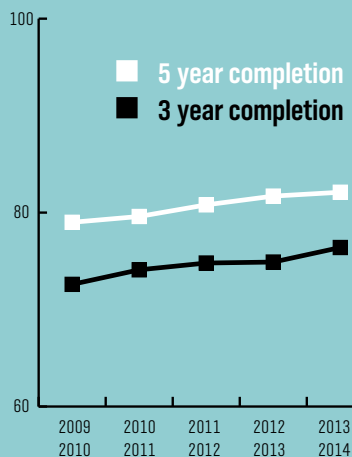
1 out of 4
children struggles with basic tasks such as holding a crayon, following instructions and getting along with others.

READING PROFICIENCY AT GRADE 4

13.6%
of Alberta children at or below grade 4 reading level

"Children who reach fourth grade without being able to read proficiently are more likely to disengage and drop out of school. Low reading proficiency also reduces their earning potential and chances for career success."¹

HIGH SCHOOL COMPLETION RATES



82.1%
provincial completion rate

LIBRARY VISITS SKYROCKET AFTER FEES ELIMINATED


The Calgary Public Library eliminated fees for library cards in 2015 and that corresponded with a record 6.2 million visits to libraries in the city – 1 million more visits than in 2014. "The library is where a city's 'human capital' is often first inspired on the path of lifelong learning. In challenging economic times, more people than ever are turning to libraries to support their reading, career and skills-development needs."²

SUMMER LEARNING LOSS

SUMMER SLIDE

"About two-thirds of the 9th grade academic achievement gap between disadvantaged youngsters and their more advantaged peers can be explained by what happens over the summer. Research shows that low-income youth suffer significantly from a loss of academic skills over the summertime, contributing to an achievement gap that can make the difference between whether students set out on a post-secondary path."³

LOW LITERACY LEVELS



One in every six Canadians have literacy levels so low that they cannot participate fully in life. Examples include reading notes from teachers, medicine bottle labels, etc.

COMMUNITY KNOWLEDGE

INVESTING IN A BOOK BANK

Calgary Reads and Calgary Food Bank founded the Calgary Reads Book Bank to ensure children of Food Bank clients can access free, age-appropriate books. By the end of its first year, the program had distributed almost 7,000 free books to more than 1,000 families.

NEET, NOT SO NEAT

8% of Canadians aged 15-19 and 15% aged 20-24 are considered NEET (Not in Education, Employment, or Training). These youth are at high risk of experiencing negative outcomes as they transition to adulthood, and may have difficulty gaining the skills and knowledge needed to become self-sufficient.



Thriving Populations

Vital Signs
Citizen Survey Grade:

2016 **C+**

Citizen Priorities

These are the issues you told us are most important:

Aboriginal Peoples:

Support initiatives which foster cross-cultural education and awareness of Indigenous peoples history based on recommendations from the Truth and Reconciliation Commission

Aging Population:

Develop more options for assisted living

Youth:

Increase youth participation in community and civic life

Immigrant Newcomers:


Increase support for accreditation of foreign professionals

There is a growing number of aging Calgarians who want to remain in their homes and communities, to stay active and engaged. These collaborative programs are providing supports and services that allow seniors to live safely and independently.

The **403-SENIORS** telephone line provides access to **The Way In Network**, which connects older adults, caregivers and their families to programs and services for seniors. This collaborative initiative between Carya, Calgary Seniors Resource Society, Jewish Family Service Calgary and Calgary Chinese Elderly Citizens Association is supported by Family Community Support Services. The program ensures older adults at risk of, or experiencing social isolation, can stay as independent as possible. To meet the needs of our growing immigrant population, the service is offered in 11 additional languages.

 These programs were supported by Calgary Foundation grants.

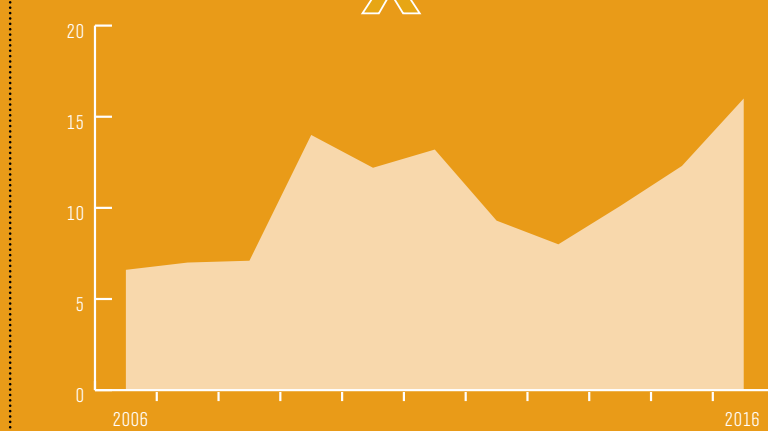
Through a unique partnership between the **Alberta Network of Immigrant Women** and the **Kerby Centre**, a Financial Literacy program gives immigrant seniors the confidence to make informed, personal financial decisions. Additionally, the program provides seniors with opportunities to make connections with their peers, share experiences and alleviate isolation, which is often identified as one of the challenges facing seniors as they age in place.

 More info on these, and many other charitable organizations, at cck.calgaryfoundation.org

YOUTH UNEMPLOYMENT RATE UP

	2016	CHANGE FROM 2015
CALGARY:	16%	UP 3.7%
EDMONTON:	11.8%	DOWN 1.1%
VANCOUVER:	9.5%	DOWN 2.7%
TORONTO:	15.6%	DOWN 1.2%
NATIONAL:	13%	UP .1%

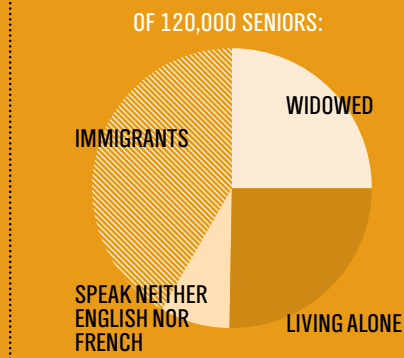
YOUTH UNEMPLOYMENT IN CALGARY TREND



UNDERSTANDING INCREASES

66% of non-Aboriginal Canadians "have heard or read about Indian residential schools, and 73% believe the current challenges facing Aboriginal peoples today are to some extent the result of residential schools experience." 4

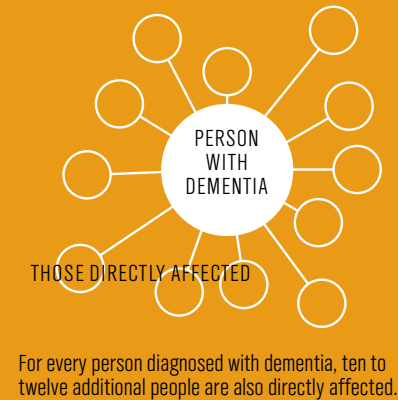
SENIORS IN CALGARY SNAPSHOT



INDIGENOUS PERSONS LIVE SHORTER LIVES

71 vs 82
Indigenous residents' life expectancy is unchanged since 1999 versus a 3-year increase for non-indigenous persons

DEMENTIA



12,000 people are currently living with dementia in Calgary and the surrounding area which directly affects as many as **140,000**

The numbers are expected to double within the next 25 years.

MOST TOLERATED FORMS OF SOCIAL PREJUDICES IN CANADA

25% of Canadians admit they have treated someone differently because of their age (the percentages barely deviate from Generation Y to Boomers.)

AGEISM 42%
RACISM 20%
SEXISM 17%

ATTITUDES WORSE IN WESTERN CANADA

PERCENTAGE OF PEOPLE WHO WERE MUCH MORE LIKELY TO BELIEVE THAT ABORIGINAL PEOPLE THEMSELVES WERE THE BIGGEST OBSTACLE TO EQUALITY IN CANADA:

Saskatchewan:	41%
Manitoba:	35%
Alberta:	32%
National:	26%

IMPORTANCE OF THE ARTS

Young adults with many arts-rich* experiences in high school are:

5X MORE LIKELY to graduate high school

3X MORE LIKELY to earn a bachelor's degree, volunteer, vote and participate in political campaigns.

*teach artistic skills and techniques, develop aesthetic awareness, provide a way for students to engage with community, civic and social issues and a venue for students to express themselves.

NUMBER OF SYRIAN REFUGEES SETTLED IN CALGARY IN 2016

1,400

BY 2020, CALGARY'S TOTAL IMMIGRANT POPULATION IS ESTIMATED TO REACH ALMOST

HALF A MILLION

COMMUNITY KNOWLEDGE

EAGLE SPIRIT STREET SURVIVOR

In 2015, Calgary Homeless Foundation supported the Aboriginal Friendship Centre of Calgary's 'Eagle Spirit Street Survivor' celebrations. Integrating Indigenous culture in street-level gatherings with smudging, songs and food, the celebrations reflected the role all people play in ending homelessness.

NATURAL SUPPORTS CHANGE COLLECTIVE

Recognizing that loneliness is lethal, twelve youth-serving agencies are working to strengthen relationships between vulnerable youth and their natural supports. These personal relationships include family, friends, mentors and peers, and play a critical role in promoting resiliency, social integration and healthy behaviours in young people.



Environment

Vital Signs
Citizen Survey Grade:

2016 **C+**

Citizen Priorities

These are the issues you told us are most important:

Conservation:

Increase preservation of urban parks and natural spaces


Sustainability:


Improve options for alternative energy

The risks of climate change are ever-present. Two programs that are tackling the complex challenges, are helping communities respond and adapt to climate change through education, research and community-led projects.

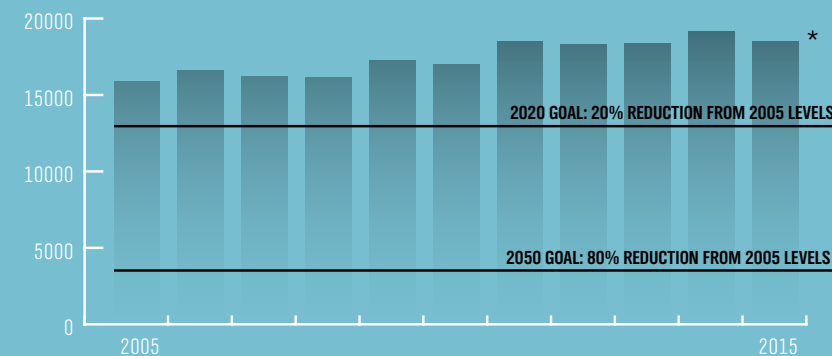
As people whose traditions and livelihoods are intrinsically linked to the land, climate change can have extraordinary impacts on Indigenous communities. In partnership with The Rockies Institute, **All One Sky Foundation** initiated the **Climate Resilience Knowledge Sharing in Treaty 7** to promote knowledge sharing amongst First Nations about climate change and how to build climate resilient communities for the future. The first stage of this project is currently underway on the Kainai First Nation in southern Alberta.

The devastating flood in 2013 exposed a vulnerability to natural ecosystems and the communities that depend on them. In response to this disaster, **All One Sky Foundation** is now working with four of Alberta's leading environmental organizations to support climate change management strategies for two Alberta communities. The project will build awareness of how actions and behaviors linked to the natural environment can help communities cost effectively adapt to climate change.

 These programs were supported by Calgary Foundation grants.

 More info on these, and many other charitable organizations, at cck.calgaryfoundation.org

TREND Greenhouse Gas Emissions in Calgary MEASURED IN kTCO2e (kilotonnes carbon dioxide equivalent)



* Primarily due to reduction of coal-fired power plants feeding into the Provincial Electric Grid.

HOUSEHOLD GREENHOUSE GAS EMISSIONS

4X

HIGHER IN ALBERTA THAN MONTREAL
Partly due to the use of coal-fired electricity, less dense populations and colder weather in Alberta.
Calgary: 18.2 tonnes/yr
Edmonton: 20.7 tonnes/yr

COMMUNITY KNOWLEDGE

A RESILIENT CITY

The City of Calgary has been awarded membership to a group of global cities by 100 Resilient Cities, pioneered by The Rockefeller Foundation. Members receive funding and resources to prepare for and recover from future environmental, social and economic disruptions.

FORT MCMURRAY WILDFIRES

In partnership with community foundations across the country, the Calgary Foundation contributed \$1.1 million to the Rebuilding Fort McMurray Fund at the Edmonton Community Foundation. The Fund will support charitable organizations working to rebuild the Fort McMurray region following the 2016 wildfires.

Top 5 Things to Worry About in Calgary

1. Flood
2. Blizzard/snowstorm
3. Hail
4. Windstorm (Calgary has an average of 13 days/yr with wind speeds over 63 km/hr)
5. Infrastructure failure

ONLY THREE IN 10
Calgarians have a 72-hour emergency kit. (a 9% increase over 2014)

86% of Calgarians say they have home or tenant insurance to protect personal property from loss in the event of an emergency.

The Future is Hotter

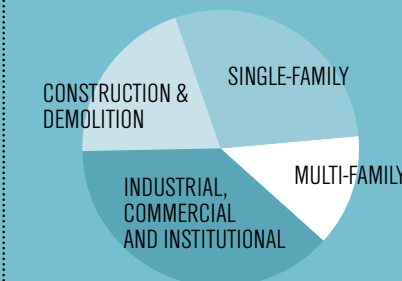
3-5°

increase by 2080* will cause: increase in droughts, floods, heat waves, tornadoes, forest fires and insect outbreaks. As well as changes in water quality and quantity, loss of native species and biodiversity, decline in air quality.

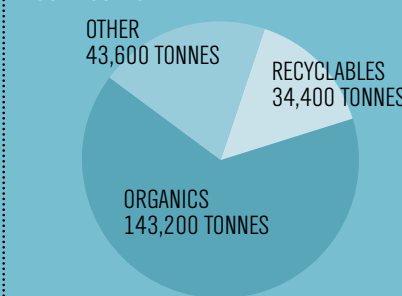
Climate change is affected by: the increasing presence of atmospheric greenhouse gases which trap heat, melting ice caps at the poles and altering weather patterns. Greenhouse gases are created through the burning of fossil fuels (energy for vehicles, buildings, industrial processes) and, to a lesser extent, through decomposing waste.

*Based on climate forecasting models

WASTE DISPOSED IN THE CITY'S LANDFILL IN 2014 (BY WEIGHT)

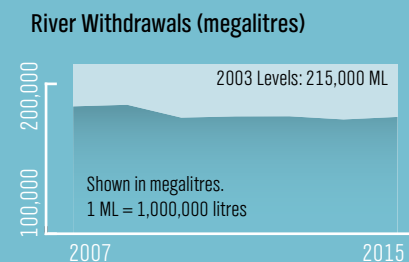


2014 SINGLE-FAMILY WASTE COMPOSITION



WATER USE DOWN

Water withdrawn in 2015 from Bow and Elbow at 178,114 megalitres—continues trend of staying well below 2003 benchmark of 215,000 megalitres.



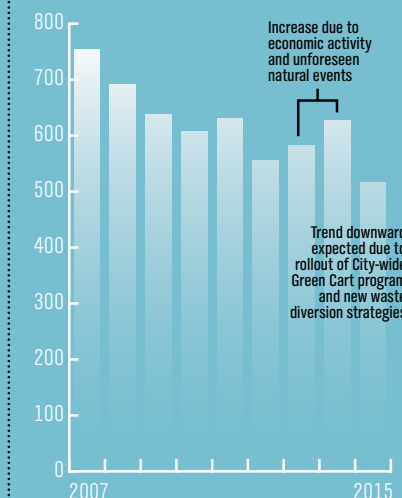
FOR THE BIRDS

200

distinct bird species can be found throughout the Bow River Basin, indicating we have a healthy watershed, which is critical to the health of our local ecosystem.

Amount Of Waste Created In Calgary

Waste to landfill per capita in kilograms



CALGARY AIR QUALITY IN 2015: MORE GOOD, MORE BAD


94%
of total annual hours were
GOOD

(Previous four years were between 80-90%)

49 HOURS
of total annual hours were
POOR

which meant high or very high health risk mostly due to forest fires. (Previous four years were between five and 15 hours)

Check the city's air quality health index on the Calgary Region Airshed Zone website: craz.ca



Wellness

Vital Signs
Citizen Survey Grade:

2016 **B-**

Citizen Priorities

These are the issues you told us are most important:

Mental Health:

Increase access to supports for those with persistent mental health problems

Physical Health:

Increase physical activity levels in schools and communities

Safety:

Decrease rates of family violence/domestic conflict

Sports & Recreation:

Improve affordability of sports and recreation programs for citizens

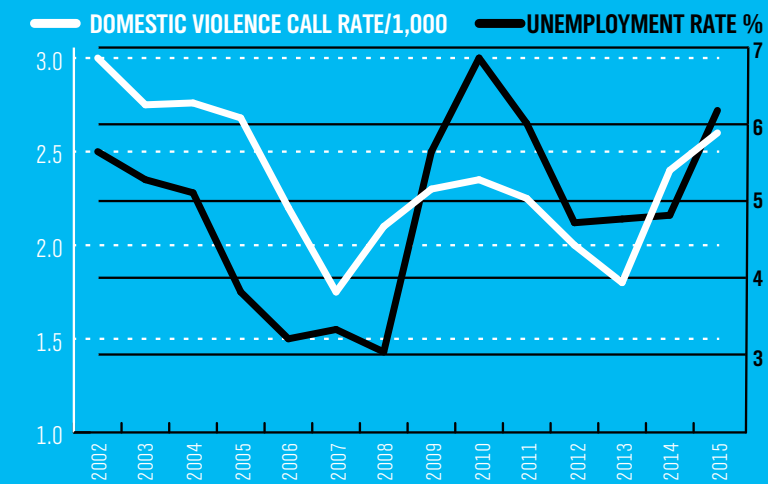
Last year, over 10,000 people were accommodated in emergency shelters, yet over 16,000 women and children were turned away. To address the significant issue of violence against women, these organizations offer shelter and outreach programs to thousands of women and children fleeing abuse.

To address an often underserved population, **Sagesse** (formerly Peer Support Services for Abused Women) is completing the **No One Deserves to be Abused** research project that focuses on “upscale domestic violence” experienced by upper-middle to upper class women. To address the stigma attached to accessing support, and the misnomer that wealthy women don’t require as much support as low-income women, the project will adapt existing programs to ensure services are accessible to all women in our community.

Calgary’s three second-stage shelters piloted a shared intake program that provides women transitioning to a second-stage shelter access to three housing options through a single point of entry. With all thirteen Alberta second-stage Shelters, the **Alberta Council of Women’s Shelters** developed a project which gathers and analyzes data to inform practice, enhance service delivery and position housing and support needs of abused women and children to the forefront of Alberta’s housing strategy.

These programs were supported by Calgary Foundation grants.

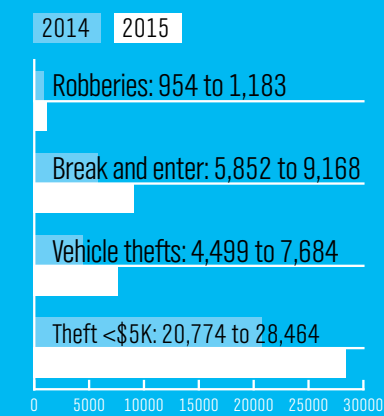
More info on these, and many other charitable organizations, at cck.calgaryfoundation.org



DOMESTIC VIOLENCE CALLS FOLLOW ECONOMIC CYCLES

Calgary Police believe there is a correlation between domestic violence and the unemployment rate.

AFTER 11 YEAR DECLINE, A 29.4% INCREASE IN CRIME SEVERITY INDEX (CSI) – the largest increase in the country.



SPORT IS ABOUT PARTICIPATION, INCLUSION AND CITIZENSHIP

65% of lifelong volunteers had their first volunteer experience through sport and recreation. 85% of Canadians agree sport participation builds stronger communities. However, across Canada, participation is declining and we opt out as we age.

FETAL ALCOHOL SYNDROME IN CALGARY

12,870 individuals living with fetal alcohol spectrum disorder
535 individuals and families are being served by the Calgary Fetal Alcohol Network.

MOTHERS PARTICIPATION INFLUENCES THEIR CHILDREN
When mothers participate in sport, their children’s participation rate is much higher (71%) than that of children whose mothers do not (29%).

GONORRHEA CASES UP IN 2015
41.8 cases of Gonorrhea per 100,000 people

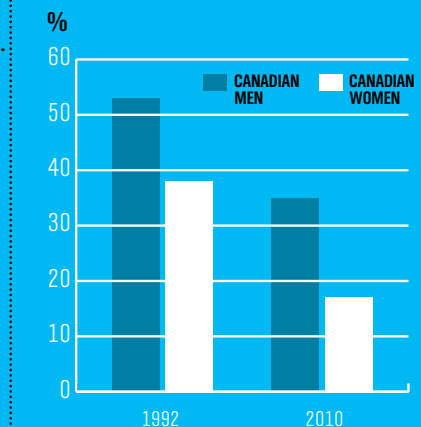
93% increase in reported STI cases for women
66% increase in reported STI cases for men

SPORT LESS AND LESS FUN
Sport drop-out rate reasons include lack of fun, stress, too much competition and negative coach or parental behaviour.
73% of Canadians say children’s sport has become too focused on winning at expense of fun/fairplay. 97% rank relaxation and fun as important benefits of sport.

ALBERTA WORST FOR FENTANYL USE:

427 fatal overdose victims in past 1.5 years

WOMEN LESS LIKELY TO PARTICIPATE IN SPORT THEN MEN



RATES OF OVERWEIGHT CHILDREN FALLING

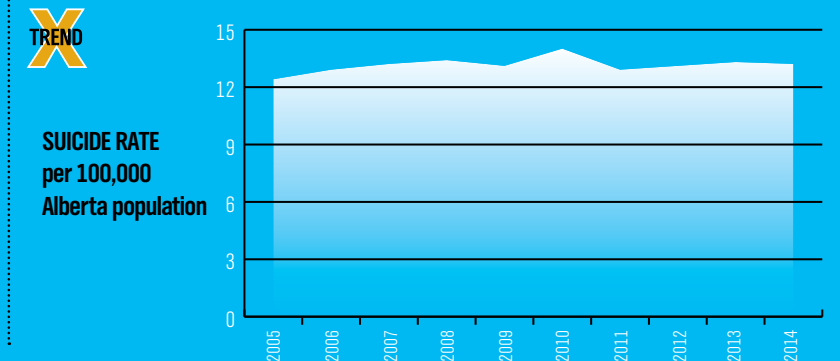
4% decline from 10 years ago. The rates across Canada fell faster for girls than boys, and among younger children compared to teens.

SUICIDE RATE IN ALBERTA 2014 TO 2015

SUICIDE RATE INCREASES 30% 75% ARE MEN

most between the ages of 30 and 69. Average year = 500 suicides

SUICIDE RATE IN ALBERTA



COMMUNITY KNOWLEDGE

KIDSPORT FEE ASSISTANCE UP

In 2015, KidSport assisted 4,221 Calgary and area kids with sport registration fee assistance, an increase of over 23% from 2014. Over \$1.25 million was distributed to deserving kids. The trend continues in 2016, with the number of kids assisted up by over 56% compared to the same period in 2015.

HEALTHY MIND, BODY AND SPIRIT

In partnership with The City of Calgary, in the next three years, YMCA Calgary will open and operate two new recreation facilities. Located in Rocky Ridge and Seton, they will include wellness, arts and community programming and will be the largest YMCA facilities in North America.



Living Standards

Photo: Robert Skoye

Vital Signs
Citizen Survey Grade:

2016 **C+**

Citizen Priorities

These are the issues you told us are most important:

Housing:

Improve the affordability of home ownership

Work:

Continue to diversify our economic base

Getting Around:

Expand the LRT and bus systems

Poverty:

Provide increased opportunities to earn a living wage and build financial assets


Food:


Increase access to affordable and nutritious food

Recognizing the value of creating an accessible and sustainable food system, these committed organizations are working to ensure healthy and nutritious food is available to everyone.

The Alex has partnered with **Community Food Centres Canada** to launch **The Alex Community Food Centre** offering food access, food skills, and education and engagement programs to low-income community members. Through healthy meals, community kitchens and gardens, education programs for kids, peer support, civic engagement activities, and public education, The Alex Community Food Centre aims to increase physical and mental health and community connections, and engage people in meaningful social change.

With 20% of the population low-income and 40% single parent homes, the **Hillhurst-Sunnyside Community Association** (HSCA) developed a Community Food Program to support the needs of residents. Partnerships with local agencies enabled HSCA to offer a **Food Skills Cooking Group** that increased knowledge, skills and confidence in the kitchen. HSCA also hosted **Urban Agriculture Workshops** and a **Kids Food and Garden** program that introduced the benefits of growing food in the local community garden, while increasing civic engagement and local leadership amongst residents.

 These programs were supported by Calgary Foundation grants.

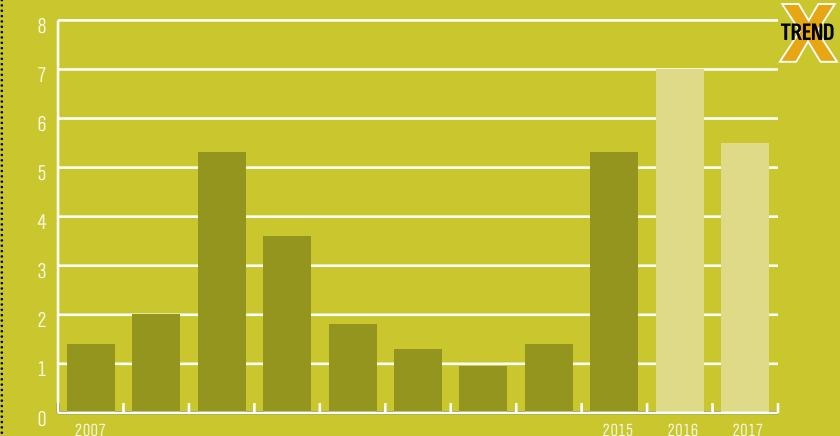
 More info on these, and many other charitable organizations, at cck.calgaryfoundation.org

VACANCY RATES RISE, RENTS TO DECREASE

20,843
2016 vacancies (all dwellings)
4.3%
Vacancy rate (not seen since 2004)
12,526
2015 vacancies (2.64%)

* **CALGARY RANKED WORST CITY IN CANADA FOR AFFORDABLE HOUSING.**

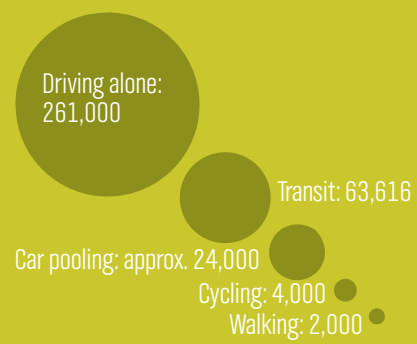
APARTMENT VACANCY RATE (2016 RISE DUE TO WEAKER DEMAND/INCREASED SUPPLY)



HOUSING UNITS THAT ARE BOTH ACCESSIBLE AND AFFORDABLE:

300
Accessible housing refers to the construction of housing to enable independent living for persons with disabilities. Nearly 15% of the population that needs affordable housing in Calgary requires housing modified toward accessibility.

CALGARIANS GETTING TO WORK IN 2016



CYCLE TRACK PILOT FIRST 12 MONTHS (Six months left in trial)

770,393
total trips counted in three middle locations from June 2015 to June 2016

158,400
trips counted in the same three locations during colder months (November 2015-March 2016)

758
new bicycle parking spaces

130
net new parking stalls downtown (to offset the loss along routes)

27%
of riders are women (up from an average of 20% before cycle tracks)

CALGARY BUSINESSES CLOSING

5,865 2014
6,680 2015
4,114 2016
(2016 only first 7 months of data)

CALGARY IS LEAST CONGESTED BIG CITY IN CANADA

Congestion rate has dropped 3% since 2015. Reasons include: infrastructure investments, better traffic management and smarter working hours to help employees avoid travelling during rush hour. Vancouver is the most congested city.


RESP FOR LOW-INCOME CALGARIANS 2015

287
Registered Education Savings Plans were opened by low-income clients of Calgary social service agencies.

YEAR-OVER-YEAR GROWTH IN HOMELESSNESS HALTED

Calgary has halted year-over-year growth in homelessness in our city, decreased homelessness on a per capita basis by 17%, and housed over 7,000 homeless Calgarian since 2008.

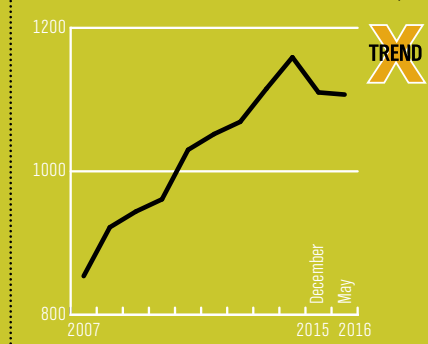
FOOD PRICES RISING IN DOUBLE DIGITS



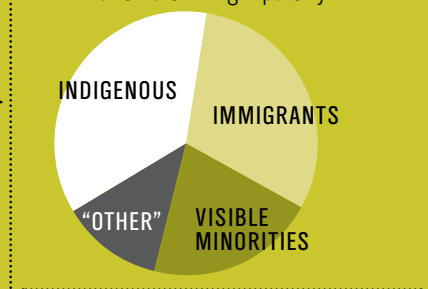
EI RECIPIENTS NEARLY DOUBLES FROM 2015

UP 97.8%
Calgary recipients: 21,100
UP 91%
Alberta recipients: 63,800
Both are highest levels since November 2009, in the aftermath of the global financial crisis.

ALBERTA AVERAGE WEEKLY EARNINGS(\$)



INDIGENOUS, IMMIGRANT AND VISIBLE MINORITY CHILDREN BEAR BRUNT OF POVERTY



CALGARY FOOD BANK USAGE HIGH

60,500
The number of hampers picked up = 10,000 more than 2014
60,000
increase in first-time users of the Food Bank in 2015-16.
Individual clients: 2016 projected 170,000
2015: 141,271
2014: 132,468
2013: 129,948

COMMUNITY KNOWLEDGE

INVESTING IN HEALTH

The Calgary Food Bank worked with Alberta Health Services to create and distribute hampers for those with specific dietary needs like chronic kidney disease (43) and gluten allergies (175), expectant mothers (881), babies (16,048) and a "pantry basics" hamper (881) for the homeless population being re-housed. One hundred and fifty local social service agencies accessed three million pounds of food for their clients through the Calgary Food Bank annually.

FINANCIAL EMPOWERMENT COLLECTIVE

The Financial Empowerment Collective serves those with limited or no access to banking services, by helping them access financial supports to lift themselves out of poverty. Recent successes include municipal policy to curb payday lenders who predominantly target the working poor.



Vital Signs
Citizen Survey Grade:

2016 **B-**

Citizen Priorities

These are the issues you told us are most important:

Neighbourhoods:

Increase opportunities to interact with neighbours

Citizen Engagement:

Increase awareness of volunteer opportunities

Inclusion:

Address issues of racism and prejudice

Citizen engagement is critical to creating a thriving community. By developing a strong sense of belonging, these programs illustrate how inclusiveness is built when citizens are actively involved in their neighbourhoods.

Jean-Claude Munyezamu, a refugee from Rwanda, created the volunteer-led **Soccer without Boundaries** to encourage youth, in the predominantly immigrant neighbourhood of Glenbrook, to play soccer. Regardless of income, religion, gender, age, skill or culture, the program helps youth build self-esteem, develop leadership skills and strengthen social relationships. By providing a way for parents and families to connect and get involved, new Canadians feel supported and welcomed into the larger community.

East Village is comprised of 1200 seniors with the lowest income per capita in Calgary, 1500 homeless residents, 900 existing condo dwellers and 600+ new condo dwellers. To bring together this diverse group of residents, the **East Village Neighbourhood Association** hosted **Welcome Home to our East Village Community**. Over the next decade, East Village is anticipated to grow to over 11,000 Calgarians making the building of relationships and awareness about future revitalization projects vitally important.

These programs were supported by Calgary Foundation grants.

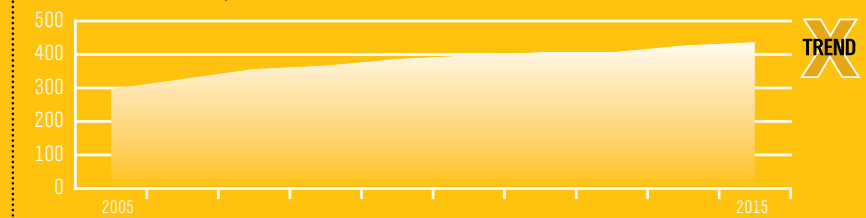
More info on these, and many other charitable organizations, at cfc.calgaryfoundation.org

DONATIONS
Between 2005 and 2014:

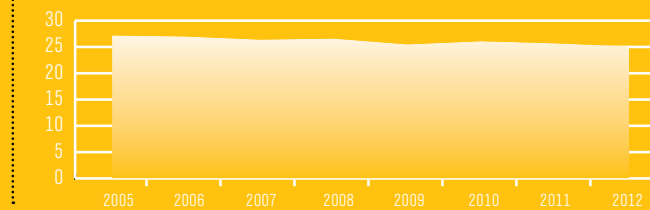
Calgarians tied for top median donations of all metropolitan areas in Canada.

Albertans donations increased from \$1.2 billion to \$2.4 billion

MEDIAN DONATIONS (\$) IN CALGARY CMA



PERCENT OF TAX FILERS MAKING CHARITABLE DONATION DECLINING (-16% from 1997 to 2014)



"TIPPING POINT" NEIGHBOURHOODS

Tipping point neighbourhoods: those where household poverty levels are between 26% and 40% (city-wide average = 11%).

24 OF 190

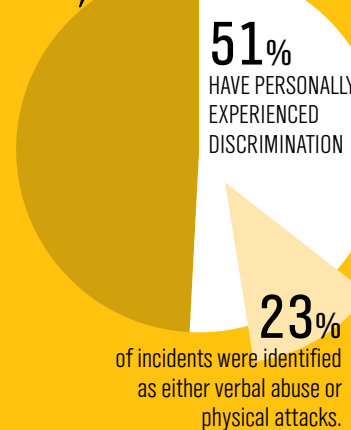
Calgary neighbourhoods, have been identified as "tipping point". United Way and The City of Calgary are taking action to create Community Hubs in six priority neighbourhoods

- Bowness
- Vista Heights
- Sunalta
- Greater Forest Lawn
- Village Square
- North of McKnight

MUSLIMS' PERSONAL EXPERIENCE OF DISCRIMINATION IN PAST FIVE YEARS


TOTAL MUSLIM POPULATION IN CALGARY:

70,000



76% believe discrimination has risen in past 5 years

MIDDLE SUBURBS DOUGHNUT OF DECLINE



"Middle suburbs show slow population growth since 2000, and many of these areas even saw population declines. Doughnuts of decline generally occur in a ring around the centre of the city in suburbs that are roughly 30 to 50 years old and in which the population had declined over the last 15 years." 5

SPORT IS NOT ACCESSIBLE TO EVERYONE

LGBTQQ communities

81% reported witnessing or experiencing homophobia in sport. 70% believe youth team sports are not welcoming or safe for LGBTQQ people. 25% of gay men did not play youth team sports, 45% of them state negative experiences in school turned them off team sport, while 34% say they feared rejection because of their sexuality.

First Nations, Inuit and Métis People participation

- Boys 12-17: 60%
- Girls 12-17: 46%
- Men: 23.5%
- Women: 11.2%

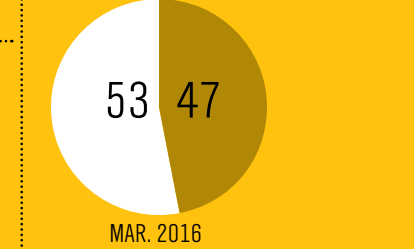
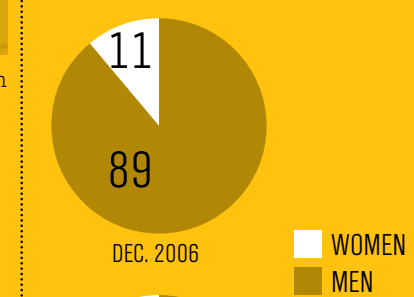
VALUE OF NEIGHBOURHOOD WALKABILITY DROPS

Walkability dropped from 1st place in 2015 to 8th place in 2016.

Respondents in Avenue Calgary's 2016 "Best Neighbourhoods" survey revealed that access to parks and pathways was a more important neighbourhood amenity than walkability.

Alberta's provincial election in 1917 marked the first time that women voted in Canada

ALBERTA'S CABINET IS THE ONLY ONE IN CANADIAN HISTORY WITH A FEMALE MAJORITY



ISLAMOPHOBIA HOTLINE

78 COMPLAINTS

80% WORKPLACE RELATED

Those who experience discrimination, harassment or a hate crime due to Islamophobia in Alberta are asked to call

1-800-607-3312
or email report@ampac.ca

COMMUNITY KNOWLEDGE

THE CALGARY GAY-STRAIGHT ALLIANCE NETWORK

Gay-Straight Alliances, and their counterparts, are student-run, teacher-supported groups that work to create safe, caring, and inclusive spaces for LGBTQQ students and their allies in schools. There are over 100 schools in the Calgary area with a Gay-Straight Alliance.

MOCK ELECTION

In partnership with the Calgary Drop-In & Rehab Centre and Elections Canada, Calgary Homeless Foundation originated the 2015 Mock Election, with nearly 500 clients casting a ballot. The Mock Election ultimately resulted in Canada's first election polling station located in a shelter.

More than just grades: Vital Signs goes deeper

In the past decade, over 12,000 Calgarians have added their voice by taking Calgary's Vital Signs survey. In 2016, over 1,700 Calgarians graded their quality of life and contributed over 13,000 comments on what's working, and what's not, in 21 key issue areas.

What did citizens say?

Common responses to the question

"In what ways, if any, has the quality of life in Calgary declined noticeably over the past two years," included themes like:

- Economy, loss of jobs, unemployment and financial stress
- Increased violent crime, gangs and drugs
- High cost of living, especially in relation to affordable housing, food, gas
- Lack of social supports for seniors and homelessness

Common responses to the question

"In what ways, if any, has the quality of life in Calgary improved noticeably over the past two years," included themes like:

- Improvements in public transit (especially LRT expansion) and cycling infrastructure
- More arts, culture, festivals
- Increased tolerance and awareness of those with special needs
- Growing sense of community, people helping others

Sources noted in report

¹ Annie E. Casey Foundation. 2016. Kids Count Data Book. p. 26. http://www.aecf.org/m/databook/2016/KCDB_FINAL-embargoed.pdf

² Calgary's public libraries foster community and economic growth. 2016. <http://www.calgaryeconomicdevelopment.com/newsroom/calgary-libraries-foster-community-and-economic-growth/>

³ Calgary Reads. 2016. Early Warning! Calgary. The case for a Calgary chapter of the Campaign for Grade-Level Reading. P. 13. <http://calgaryreads.com/wp-content/uploads/2016/09/Early-Warning-Calgary.pdf>

⁴ New survey reveals how mainstream society views Aboriginal Peoples in Canada Toronto, ON - June 8, 2016. <http://www.environicsinstitute.org/uploads/institute-projects/canadian-public-opinion-2016-aboriginal-peoples-2016-06-08-release-2016-06-08-2016.pdf>

⁵ Babin, T. This map shows why Calgary's older suburbs may be headed for some big problems. Calgary Herald March 2, 2016. <http://calgaryherald.com/news/local-news/one-map-that-shows-calgarys-doughnut-of-decline-neighbourhoods-may-be-facing-trouble-ahead>

Top 5 Citizen-Voted Priorities

(Issues that have the greatest impact on overall quality of life)

1. Work
2. Safety
3. Neighbourhoods
4. Sports and Recreation
5. Physical Health

Deeper still:

Visit calgaryfoundation.org to explore the results.

13,000 comments

Find out what Calgarians are saying about quality of life in areas like the Arts, Work, Housing, Environment, Sustainability, Neighbourhoods, Poverty, Mental Health and much more.

Demographics

What age group is more likely to prioritize decreasing the stigma of mental health?

Which quadrant in Calgary is most likely to prioritize improving neighbourhood safety?

Statistics

Are females more likely than males to prioritize improving options for alternative energy?

Do 18-34 year olds rate reducing isolation for seniors a priority, compared to those aged 55+?

Quality of Life

Are Calgarians satisfied with their work and home life balance?

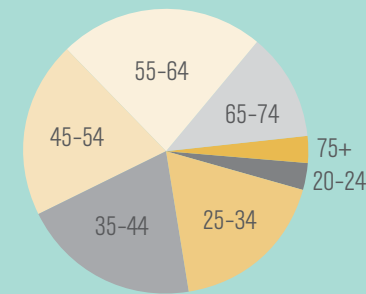
Are Calgarians optimistic about our city being a good place to live for the next generation?

Do Calgarians feel stressed about personal finances?

How often do Calgarians feel lonely?

Demographics of Survey Respondents

AGE



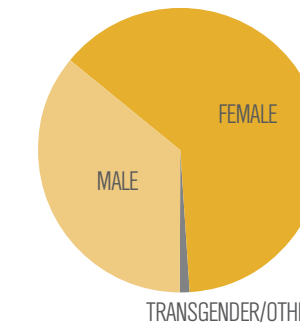
SECTOR OF WORK



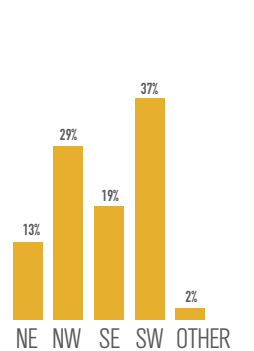
LENGTH OF STAY IN CURRENT AREA OF RESIDENCE



GENDER



AREA OF RESIDENCE



2016 - 2017 Calgary Foundation Board of Directors

Ali Bhojani Chair
 Robert (Bob) Gibson Vice-Chair
 Catherine (Kay) Best
 Jim Brownlee
 Sunny Delaney-Clark
 A. John Fischer
 Bev Foy
 Murray Laverty
 Gregory Lohnes
 Siân M. Matthews
 Melanie McDonald
 Elizabeth Peters
 Wes Peters
 Patti Pon
 Phil Scherman

Research

Local experts representing a range of Calgary organizations provided research support to ensure that the indicators used for Calgary's Vital Signs® are relevant, accurate and comprehensive. Community Foundations of Canada retained the International Institute for Sustainable Development to undertake national research and provided additional indicator data for the report.

2016 Community Research Partners & Sources

Accessible Housing
 Alberta Education
 Alberta Health Services
 Alberta Human Services
 Alberta Muslim Public Affairs Council
 Alberta Office of Statistics and Information
 Alex Community Food Centre
 Alzheimer Calgary
 Avenue Magazine
 Bow Valley College
 Boys and Girls Clubs of Calgary
 Burns Memorial Fund
 Calgary Arts Development
 Calgary Board of Education
 Calgary Economic Development
 Calgary Emergency Management Agency
 Calgary Film Centre
 Calgary Fetal Alcohol Network
 Calgary Food Bank
 Calgary Herald
 Calgary Homeless Foundation
 Calgary Police Service

Calgary Public Library
 Calgary Reads
 Calgary Real Estate Board
 Calgary Regional Airshed Zone
 Calgary Sexual Health Centre
 Calgary Sun
 Calgary Transit
 Canada Mortgage and Housing Corporation
 Canadian Broadcasting Corporation
 Canadian Mental Health Association Calgary
 Canadian Real Estate Association
 Canadian Centre for Policy Alternatives
 Centre for Suicide Prevention.
 Citizenship and Immigration Canada
 City of Calgary
 Civic Census
 Community and Neighbourhood Services
 Parks
 Planning, Development and Assessment
 Recreation
 Transportation
 Utilities and Environmental Protection

Sense of Belonging survey

808 Calgarians completed the survey between May 13 - May 31, 2016 resulting in a margin of error of +/-3.45% (19 times out of 20). Quotas were set in place to ensure sample representativeness, further, the sample was weighted back to Statistics Canada data to ensure reliability & validity of the results.

Methodology

Calgary's Vital Signs survey
 1707 citizens completed the survey between May 25 - July 14, 2016 by assigning grades, choosing priorities and voicing their opinions in each of the 21 key issue areas featured in the report. The online survey is based on a self-selected respondent population. For comparison purposes, a random sample of this size would yield a margin of error of +/- 2.4 %, 19 times out of 20.

Did you know?

Twenty eight communities across Canada participated in Vital Signs® in 2016. The Calgary Foundation proudly supported the town of High River in producing their first Vital Signs report. See their report at highriver.ca






**CALGARY
FOUNDATION**
FOR COMMUNITY, FOREVER

THE FOUNDATION.
of my community

starts with you and me - more than charity
it's the empathy i feel for the
people where i live.

Close to home is where the heart is,
where help goes farthest
my foundation helps me start this:

people standing **TALL**
in towns big and small,
urban, rural, one and all.

My care comes through
helping those that can't make do,
or get by, or maybe
just need to fly. 

My foundation has roots across the land,
intertwining, hand-to-hand,

showing what we thousands banded
together can do, including you, making true
the endeavour
to make things better

for generations still,
their dreams fulfilled,

it all gets built ...

on THE FOUNDATION.



Jason Bates,
Community Grants Associate
Calgary Foundation

Canada's community foundations help communities
where they need it the most, connecting people, families
and companies with the causes that inspire them.
Community makes you. You make your community.

BROUGHT TO
YOU BY THE

191

COMMUNITY
FOUNDATIONS
OF CANADA

communityfoundations.ca
calgaryfoundation.org